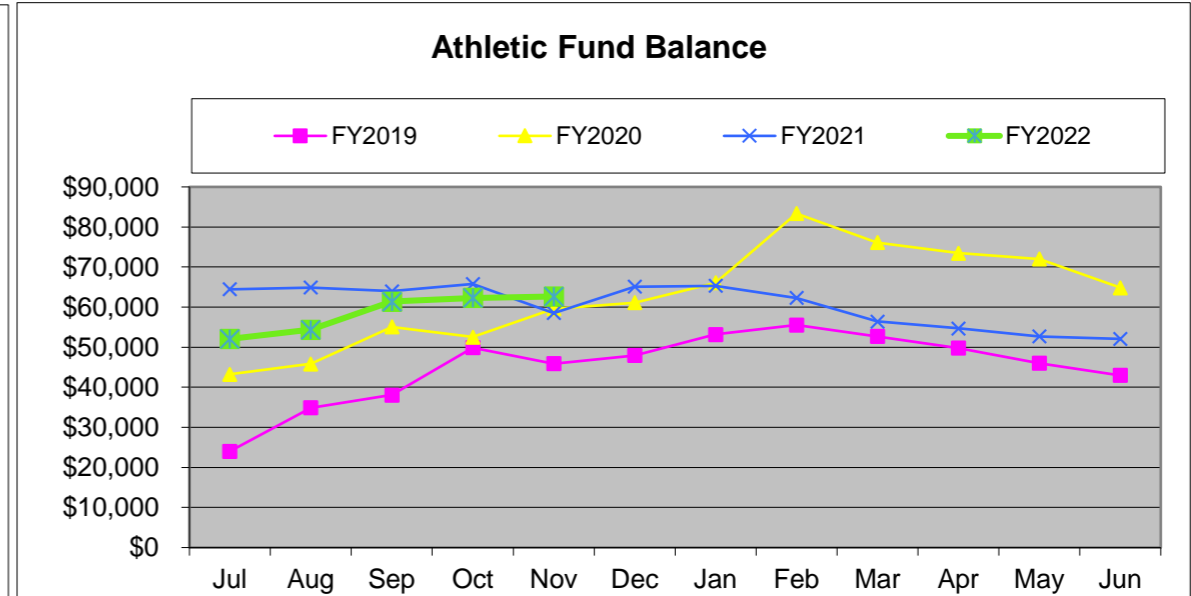
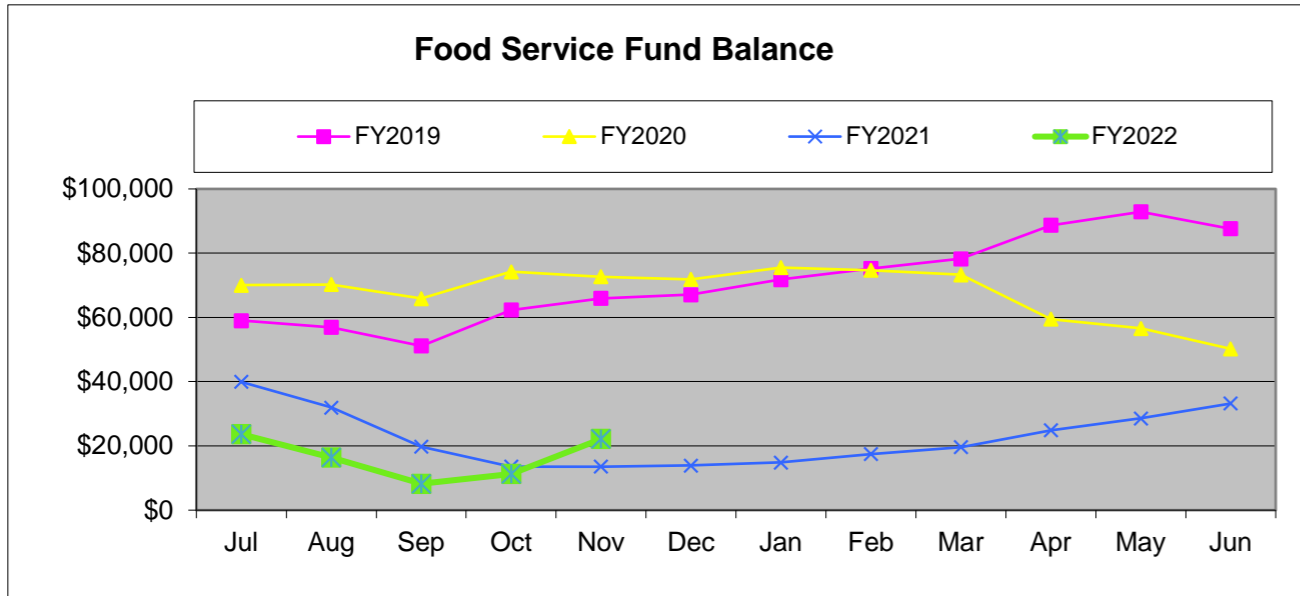
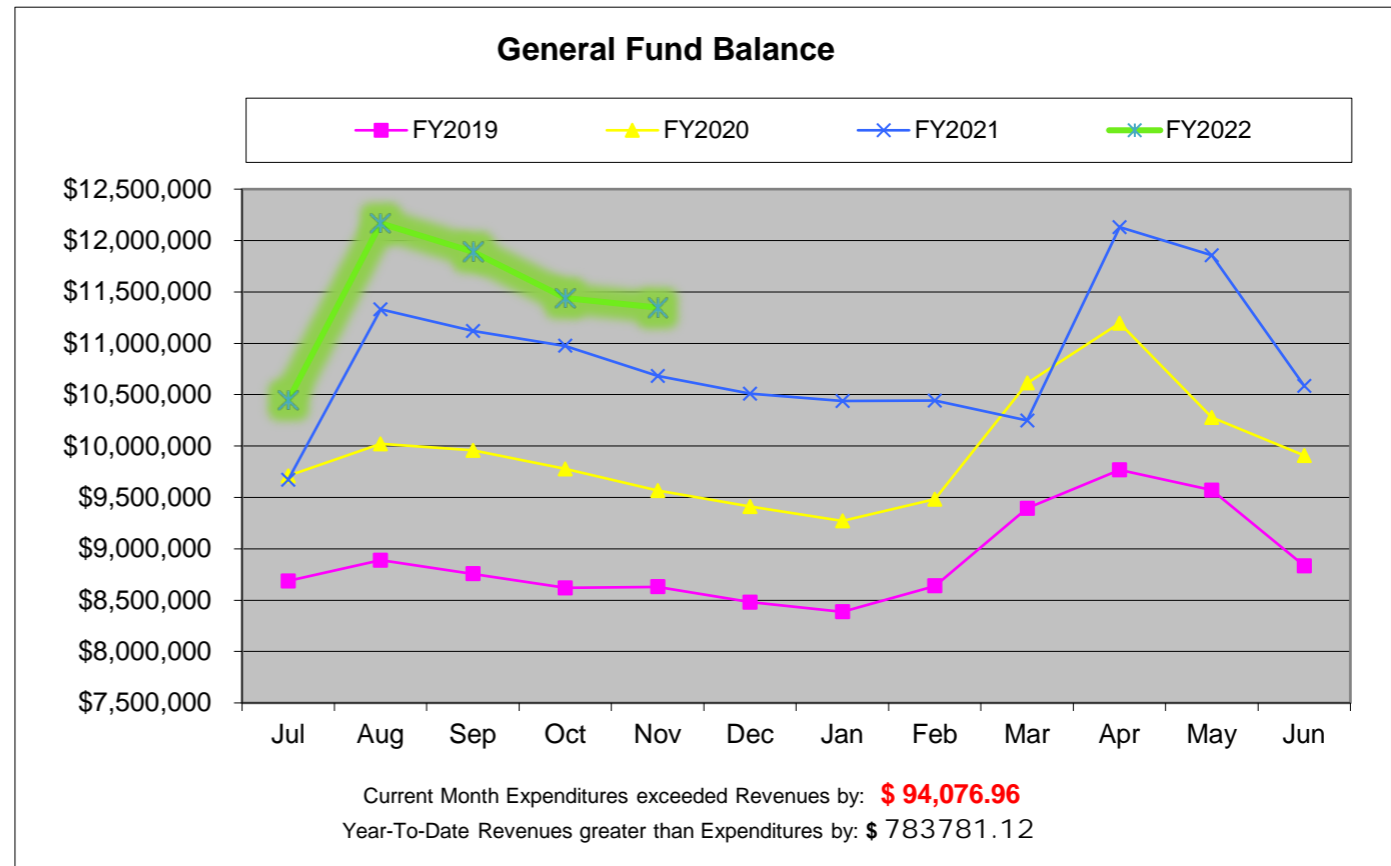


Lucas Local Schools Monthly Finance Report For the period ending: NOV 2021



PERMANENT IMPROVEMENT FUND (003):	\$ 1,088,534.14
CAPITAL PROJECTS FUND (070):	\$1,000,000.00
Expenditures Current Month:	
GARMANN-MILLER & ASSOC. (FUND 003) PO#5220204	\$ 1,319.00
Total	\$ 1,319.00
Open Purchase Orders:	
GARMANN-MILLER & ASSOC. (FUND 003) PO#5220204	\$ 1,210.50
Total	\$ 1,210.50
Amount Available for Projects:	\$ 2,087,323.64



General Fund Information:
 Last Year ending cash balance June 30, 2021: \$10,583,589 Actual (updated 6/30/2021)
 Forecasted Ending cash balance June 30, 2022: \$11,865,207 updated 05/18/2021
 Forecasted Ending cash balance June 30, 2023: \$12,529,341 updated 05/18/2021
 Forecasted Ending cash balance June 30, 2024: \$ 12,648,014 updated 05/18/2021
 Forecasted Ending cash balance June 30, 2025: \$ 12,756,284 updated 05/18/2021

Gross Depository Balances:

Richland Bank General	\$148,025.00
Richland Bank Sweep	\$217,856.33
Richland Bank Payment	\$1,000.00
Richland Bank MM Savings	\$270,563.44
Star Ohio	\$9,559,260.02
Richland Bank Athletic	\$3,254.50

Total Depository Balances (Gross) \$10,199,959.29

Adjustments to Bank Balance:

Cash in Transit to Bank	\$0.00
Outstanding Checks	(\$103,698.17)
Adjustments:	
Athletic Checking	(\$3,254.50)

Total Adjustments to Bank Balance (\$106,952.67)

Investments:

Treasury Bonds and Notes	\$0.00
Certificate of Deposits	\$0.00
Other Securities	\$0.00
Other Investments:	
Richland Bank Investments (Cost Basis)	\$3,519,392.05

Total Investments \$3,519,392.05

Cash on Hand:

Petty Cash:	
BOARD OFFICE & ELEM PETTY CASH	\$100.00
HS & STUDENT ACT PETTY CASH	\$100.00
ATHLETICS PETTY CASH	\$500.00
FOOD SERVICE PETTY CASH	\$100.00
Change Cash:	
Cash with Fiscal Agent	\$0.00

Total Cash on Hand \$800.00

Total Balances \$13,613,198.67

Total Fund Balance \$13,613,198.67

Depository Clearance Accounts:

Total Clearance Account Balances \$0.00

Treasurer

LUCAS LOCAL SCHOOL DISTRICT

Cash Summary Report

Fund	Description	Initial Cash	MTD Received	FYTD Received	MTD Expended	FYTD Expended	Fund Balance	Encumbrance	Unencumbered Balance
001	GENERAL FUND	\$ 10,583,589.32	\$ 385,507.88	\$ 3,477,586.08	\$ 479,429.54	\$ 2,713,913.72	\$ 11,347,261.68	\$ 905,799.06	\$ 10,441,462.62
001	ECONOMIC DISADVANTAGED	14,345.63	1,598.04	7,990.20	0.00	980.00	21,355.83	0.00	21,355.83
001	CASINO REVENUES SET ASIDE	(1,620.63)	0.00	16,257.86	1,753.34	3,159.30	11,477.93	53,208.06	(41,730.13)
003	PERMANENT IMPROVEMENT	1,024,456.64	0.00	0.00	1,319.00	(64,077.50)	1,088,534.14	1,210.50	1,087,323.64
006	FOOD SERVICES FUND	33,203.62	32,784.45	83,086.75	21,810.79	94,088.06	22,202.31	114,822.61	(92,620.30)
007	SPECIAL TRUST - ELEM FACULTY	794.05	25.09	25.29	117.00	117.00	702.34	117.00	585.34
007	SPECIAL TRUST - M.S. & H.S. FACULTY	157.02	25.04	25.08	45.00	45.00	137.10	45.00	92.10
007	Cathy Gilbert Memorial	1,884.22	0.14	0.62	0.00	0.00	1,884.84	0.00	1,884.84
007	MICHAEL C. FANELLO MEMORIAL SCHOLARSHIP	20,386.41	1.53	6.63	0.00	0.00	20,393.04	2,000.00	18,393.04
008	ENDOWMENT FUND	9,787.74	0.73	3.17	0.00	0.00	9,790.91	500.00	9,290.91
008	Scholarship fund Shelby Cooper	0.00	0.00	0.00	0.00	0.00	0.00	2,000.00	(2,000.00)
008	ENDOWMENT-CHRISTINE WYKA SCHOLARSHIP	22,385.52	1.68	7.28	0.00	0.00	22,392.80	500.00	21,892.80
008	LSSF SCHOLARSHIP FUND	5,000.33	0.19	1.14	0.00	2,500.00	2,501.47	2,500.00	1.47
018	PUBLIC SCHOOL SUPPORT FUND - ELEMENTARY	7,596.25	44.32	561.16	234.00	704.00	7,453.41	234.00	7,219.41
018	PUBLIC SCHOOL SUPPORT FUND - MIDDLE SCHOOL	1,427.70	0.00	0.00	135.00	135.00	1,292.70	635.00	657.70
018	PUBLIC SCHOOL SUPPORT FUND - HIGH SCHOOL	3,322.22	400.08	1,400.08	369.00	792.66	3,929.64	1,865.99	2,063.65
018	SUPT/TREAS FLOWER/FUNDRSR	20.88	0.00	135.00	0.00	50.00	105.88	0.00	105.88
019	PARK NATIONAL BANK TEACHER GRANT M. WARNER	250.00	0.00	0.00	0.00	0.00	250.00	0.00	250.00
019	Academic Booster's Mini Grant	1,057.74	0.00	0.00	0.00	0.00	1,057.74	0.00	1,057.74
019	LUCAS LOCAL SCHOOL SUSTAINING FUND	10,023.18	6,350.79	17,289.19	8,298.45	16,646.46	10,665.91	7,918.35	2,747.56
020	FARM	2,248.16	0.00	0.00	0.00	0.00	2,248.16	0.00	2,248.16
070	CAPITAL PROJECTS FUND	1,000,000.00	0.00	0.00	0.00	0.00	1,000,000.00	0.00	1,000,000.00
200	DRAMA CLUB- ELEMENTARY	86.56	0.00	0.00	0.00	0.00	86.56	0.00	86.56
200	DRAMA CLUB-MIDDLE SCHOOL	665.08	0.00	0.00	0.00	0.00	665.08	0.00	665.08
200	CLASS OF 2015	1,070.40	0.00	0.00	0.00	0.00	1,070.40	0.00	1,070.40

LUCAS LOCAL SCHOOL DISTRICT

Cash Summary Report

Fund	Description	Initial Cash	MTD Received	FYTD Received	MTD Expended	FYTD Expended	Fund Balance	Encumbrance	Unencumbered Balance
200	CLASS OF 2016	\$ 1,679.92	\$ 0.00	\$ 0.00	\$ 0.00	\$ 1,679.92	\$ 0.00	\$ 0.00	\$ 0.00
200	CLASS OF 2017	887.97	0.00	0.00	0.00	0.00	887.97	0.00	887.97
200	CLASS OF 2018	1,112.23	0.00	0.00	0.00	0.00	1,112.23	0.00	1,112.23
200	CLASS OF 2019	869.73	0.00	0.00	0.00	0.00	869.73	0.00	869.73
200	CLASS OF 2021	3,194.22	0.00	0.00	33.00	2,863.00	331.22	0.00	331.22
200	CLASS OF 2022	1,073.84	969.21	1,835.31	870.00	870.00	2,039.15	2,930.00	(890.85)
200	CLASS OF 2023	2,405.00	1,633.00	2,338.00	0.00	0.00	4,743.00	0.00	4,743.00
200	CLASS OF 2024	620.00	0.00	700.00	0.00	0.00	1,320.00	0.00	1,320.00
200	STUDENT MANAGED ACTIVITY	0.00	0.00	480.00	0.00	0.00	480.00	0.00	480.00
200	FRENCH CLUB	1,151.71	0.00	0.00	0.00	0.00	1,151.71	0.00	1,151.71
200	SPANISH CLUB	713.25	0.00	0.00	0.00	0.00	713.25	0.00	713.25
200	DESTINATION IMAGINATION	64.16	0.00	0.00	0.00	0.00	64.16	0.00	64.16
200	F F A	10,430.03	0.00	0.00	2,657.55	5,229.55	5,200.48	252.00	4,948.48
200	MUSIC ACTIVITIES	9,757.64	0.00	1,768.10	0.00	539.72	10,986.02	513.74	10,472.28
200	CHOIR	300.00	0.00	0.00	0.00	0.00	300.00	0.00	300.00
200	ELEM STUDENT COUNCIL	2,027.61	384.98	418.69	374.10	374.10	2,072.20	190.00	1,882.20
200	MIDDLE SCHOOL STUDENT COUNCIL	2,401.08	0.00	0.00	0.00	0.00	2,401.08	0.00	2,401.08
200	HS STUDENT COUNCIL	3,339.76	0.00	1,400.00	0.00	713.47	4,026.29	807.00	3,219.29
200	YEARBOOK	9,154.14	100.00	525.00	800.25	800.25	8,878.89	1,699.75	7,179.14
200	NEWSPAPER	621.59	0.00	0.00	0.00	0.00	621.59	0.00	621.59
200	LUCAS ACADEMIC HONOR SOCIETY	374.16	0.00	0.00	0.00	50.00	324.16	500.00	(175.84)
200	LUCAS SCHOOLS PEP CLUB	632.60	0.00	0.00	0.00	0.00	632.60	0.00	632.60
300	ELEM/MS LIBRARY	5,920.34	4,440.88	4,985.79	3,389.62	3,389.62	7,516.51	5,110.38	2,406.13
300	HS LIBRARY	934.32	0.00	24.88	0.00	0.00	959.20	0.00	959.20
300	ATHLETIC	52,069.22	7,050.00	44,457.13	6,659.45	33,874.19	62,652.16	37,989.76	24,662.40
300	ATHLETICS - HS FOOTBALL	4,075.50	1,112.40	1,522.40	495.10	655.10	4,942.80	0.00	4,942.80
300	ATHLETICS - MS FOOTBALL	87.67	0.00	0.00	0.00	0.00	87.67	0.00	87.67
300	ATHLETICS - BOYS HS BASKETBALL	938.99	0.00	245.00	1,028.00	1,028.00	155.99	2,400.00	(2,244.01)
300	ATHLETICS - BOYS MS BASKETBALL	98.61	0.00	0.00	0.00	0.00	98.61	0.00	98.61
300	ATHLETICS - GIRLS HS BASKETBALL	581.80	0.00	0.00	0.00	35.00	546.80	775.00	(228.20)
300	ATHLETICS - GIRLS MS BASKETBALL	52.44	0.00	0.00	0.00	0.00	52.44	0.00	52.44
300	ATHLETICS - WRESTLING	3,900.11	0.00	0.00	0.00	0.00	3,900.11	0.00	3,900.11
300	ATHLETICS - BASEBALL	819.63	2,830.00	4,700.00	0.00	0.00	5,519.63	300.00	5,219.63

LUCAS LOCAL SCHOOL DISTRICT

Cash Summary Report

Fund	Description	Initial Cash	MTD Received	FYTD Received	MTD Expended	FYTD Expended	Fund Balance	Encumbrance	Unencumbered Balance
300	ATHLETICS - SOFTBALL	\$ 2,884.27	\$ 0.00	\$ 0.00	\$ 0.00	\$ 0.00	\$ 2,884.27	\$ 0.00	\$ 2,884.27
300	ATHLETICS - HS VOLLEYBALL	1,776.97	0.00	1,116.00	0.00	2,113.18	779.79	0.00	779.79
300	ATHLETICS - HS CHEERLEADING	0.00	1,036.51	1,036.51	0.00	0.00	1,036.51	762.00	274.51
300	ATHLETICS - MS CHEERLEADING	107.80	0.00	0.00	0.00	0.00	107.80	0.00	107.80
300	ATHLETICS - HS CROSS COUNTRY	743.34	0.00	142.00	0.00	141.00	744.34	0.00	744.34
300	ATHLETICS - MS CROSS COUNTRY	220.11	0.00	0.00	0.00	0.00	220.11	0.00	220.11
300	ATHLETICS - HS TRACK & FIELD	2,262.99	120.00	165.00	0.00	0.00	2,427.99	0.00	2,427.99
451	eTech Ohio Connectivity Subsidy	0.00	2,700.00	2,700.00	0.00	0.00	2,700.00	0.00	2,700.00
467	Student Wellness and Success Fund FY20	10,554.63	0.00	0.00	0.00	0.00	10,554.63	10,554.63	0.00
467	Student Wellness and Success Fund FY21	97,890.75	0.00	0.00	0.00	0.00	97,890.75	64,445.37	33,445.38
467	Student Wellness and Success Fund FY21	0.00	0.00	0.00	0.00	0.00	0.00	10,000.00	(10,000.00)
499	SCHOOL SAFETY GRANT	2,055.39	0.00	0.00	0.00	0.00	2,055.39	0.00	2,055.39
507	ESSER II	0.00	0.00	0.00	6,112.64	168,359.59	(168,359.59)	11,995.00	(180,354.59)
507	ARP ESSER	0.00	0.00	0.00	4,888.80	19,498.49	(19,498.49)	0.00	(19,498.49)
510	BroadBand Ohio Connectivity Grant	0.00	0.00	10,799.82	0.00	10,799.82	0.00	0.00	0.00
516	IDEA FY-2021	0.00	0.00	2,404.18	0.00	9,132.78	(6,728.60)	0.00	(6,728.60)
516	IDEA FY-2021	0.00	13,980.87	31,008.36	12,486.49	43,494.85	(12,486.49)	10,000.00	(22,486.49)
572	TITLE I FY-2021	0.00	0.00	0.00	0.00	(1,067.15)	1,067.15	1,067.15	0.00
572	TITLE I FY-2021	0.00	5,339.72	13,521.10	6,586.11	18,602.71	(5,081.61)	0.00	(5,081.61)
572	TITLE I DISADVANTAGED CHILDREN	0.00	2,079.29	2,079.29	0.00	2,079.29	0.00	0.00	0.00
584	TITLE IV, PART A STUDENT SUPPORT AND ACADEM ENRICH	0.00	0.00	0.00	7,500.00	7,500.00	(7,500.00)	2,500.00	(10,000.00)
587	ECSE FY-2021	0.00	0.00	4,538.69	0.00	4,538.69	0.00	0.00	0.00
587	ECSE FY-2021	0.00	0.00	0.00	0.00	0.00	0.00	2,255.45	(2,255.45)
590	TITLE II-A FY-2021	0.00	2,673.51	6,699.84	2,662.80	9,362.64	(2,662.80)	0.00	(2,662.80)
599	REAP 7/1/2020-09/30/2021	0.00	0.00	33,487.50	0.00	33,487.50	0.00	1,500.00	(1,500.00)
Grand Total		\$ 12,982,923.56	\$ 473,190.33	\$ 3,779,474.12	\$ 570,055.03	\$ 3,149,199.01	\$ 13,613,198.67	\$ 1,261,902.80	\$ 12,351,295.87

Lucas Local School District Investment Report

Invest #	Issue Date	Maturity Date	Description	Interest Rate	Invested Amount
1097	2/28/2018	2/28/2023	Ohio Valley Bank CD 677721CS9	2.600%	\$ 25,000.00
1110	3/21/2019	3/21/2022	Ally Bank CD 02007GJD6	2.700%	\$ 235,000.00
1093	10/13/2017	10/13/2022	Synchrony Bank CD 87165ENW3	2.350%	\$ 50,000.00
1096	1/10/2018	1/10/2023	Wells Fargo CD 979763MM5	2.600%	\$ 50,000.00
2101	8/11/2021	2/17/2023	Goldman Sachs Bk USA	0.200%	\$ 150,000.00
2102	8/11/2021	2/27/2023	UBS Bk USA Salt Lake City UT	0.200%	\$ 150,000.00
2112	10/1/2021	10/10/2023	Synchrony Bank CD 87165he63	0.400%	\$ 198,000.00
1094	12/5/2017	12/5/2022	American Express Centurion CD 02587D2Q0	2.500%	\$ 200,000.00
1095	12/15/2017	12/15/2022	First NE Bank Nebraska CD 33583FAC6	2.250%	\$ 200,000.00
2110	9/9/2021	9/8/2023	Industrial & Colm Bk China 45581ECQ2	0.250%	\$ 200,000.00
2113	9/15/2021	9/15/2023	Vertex Cmnty Bk NA Dallas 923450cp3	0.200%	\$ 200,000.00
2114	11/18/2021	11/24/2023	Capital One Natl Assn Va	0.500%	\$ 200,000.00
2111	9/15/2021	12/15/2023	Bank Ozk 06417nb69	0.180%	\$ 200,000.00
1098	3/6/2018	3/6/2023	State Bank of India ny 856285JS1	3.000%	\$ 225,000.00
1208	9/20/2019	9/20/2022	BMW Bank North America 05580ASH8	1.850%	\$ 235,000.00
2112	9/15/2021	9/15/2022	BankUnited Natl Assn Miami 066519RG6	0.100%	\$ 248,000.00
1090	8/31/2017	2/28/2022	Bridgewater Bank Bloom MN 108622FX4	1.900%	\$ 250,000.00
1087	8/16/2014	8/23/2022	Sallie Mae Bank/SAL 795450D36	2.335%	\$ 250,000.00
1091	9/1/2017	9/1/2022	Discover Bank CD 254673BE5	2.300%	\$ 250,000.00

Start Date: 11/01/2021

End Date: 11/30/2021

LUCAS LOCAL SCHOOL DISTRICT MONTHLY CHECK REGISTER

Check Number	Type	Date	Name	Vendor #	Status	Reconcile Date	Void Date	Amount
0	PAYROLL	11/12/2021	LUCAS LOCAL SCHOOL DISTRICT		RECONCILED	11/12/2021		\$ 138,763.63
0	PAYROLL	11/26/2021	LUCAS LOCAL SCHOOL DISTRICT		RECONCILED	11/26/2021		145,274.55
0	ACCOUNTS_PAYABLE	11/30/2021	CENTURYLINK	131227	RECONCILED	11/30/2021		57.84
0	ACCOUNTS_PAYABLE	11/30/2021	DIRECT ENERGY BUSINESS	931258	RECONCILED	11/30/2021		101.82
0	ACCOUNTS_PAYABLE	11/30/2021	FIRELANDS ELECTRIC COOP	988500	RECONCILED	11/30/2021		333.89
0	ACCOUNTS_PAYABLE	11/30/2021	HERITAGE COOPERATIVE	396983	OUTSTANDING			14,515.84
0	ACCOUNTS_PAYABLE	11/30/2021	HILLYARD OHIO	232220	RECONCILED	11/30/2021		958.28
0	ACCOUNTS_PAYABLE	11/30/2021	LOWE'S CREDIT SERVICES	165615	RECONCILED	11/30/2021		172.82
0	ACCOUNTS_PAYABLE	11/30/2021	OHIO.NET INTERNET PROVIDERS	931559	RECONCILED	11/30/2021		201.03
0	ACCOUNTS_PAYABLE	11/26/2021	PARK NATIONAL	900300	RECONCILED	11/30/2021		3,864.84
0	ACCOUNTS_PAYABLE	11/30/2021	PARK NATIONAL	900300	RECONCILED	11/30/2021		2,000.00
0	ACCOUNTS_PAYABLE	11/30/2021	PITNEY BOWES	997301	RECONCILED	11/30/2021		500.00
0	ACCOUNTS_PAYABLE	11/12/2021	SCHOOL EMPLOYEES RETIREMENT	902003	RECONCILED	11/12/2021		6,441.00
0	ACCOUNTS_PAYABLE	11/26/2021	SCHOOL EMPLOYEES RETIREMENT	902003	RECONCILED	11/30/2021		2,532.02
0	ACCOUNTS_PAYABLE	11/30/2021	SCHOOL EMPLOYEES RETIREMENT	902003	RECONCILED	11/30/2021		67.51
0	ACCOUNTS_PAYABLE	11/26/2021	SCHOOL EMPLOYEES RETIREMENT	902003	RECONCILED	11/26/2021		6,441.00
0	ACCOUNTS_PAYABLE	11/30/2021	SPECTRUM COMMUNICATIONS	902009	RECONCILED	11/30/2021		273.10
0	ACCOUNTS_PAYABLE	11/12/2021	STATE TEACHERS RETIREMENT SYST	902002	RECONCILED	11/12/2021		17,214.00
0	ACCOUNTS_PAYABLE	11/26/2021	STATE TEACHERS RETIREMENT SYST	902002	RECONCILED	11/30/2021		2,760.40
0	ACCOUNTS_PAYABLE	11/26/2021	STATE TEACHERS RETIREMENT SYST	902002	RECONCILED	11/26/2021		17,214.00
0	ACCOUNTS_PAYABLE	11/30/2021	SUNGRAPHICS INC	396833	VOID		11/30/2021	2,390.74
0	ACCOUNTS_PAYABLE	11/30/2021	US Bank One Card	131127	RECONCILED	11/30/2021		3,363.85
0	ACCOUNTS_PAYABLE	11/30/2021	CELLCO PARTNERSHIP	131759	RECONCILED	11/30/2021		872.47
21975	ACCOUNTS_PAYABLE	11/5/2021	ABSOLUTE PEST CONTROL	131381	RECONCILED	11/18/2021		63.00
21976	ACCOUNTS_PAYABLE	11/5/2021	BUCKEYE CENTRAL LOCAL SCHOOLS	36800	VOID		11/5/2021	935.53
21977	ACCOUNTS_PAYABLE	11/5/2021	MARIE DAVIS	66026	RECONCILED	11/18/2021		40.00
21978	ACCOUNTS_PAYABLE	11/5/2021	FOLLETT SCHOOL SOLUTIONS INC.	91875	RECONCILED	11/9/2021		614.86
21979	ACCOUNTS_PAYABLE	11/5/2021	FORGET ME NOT FLOWER SHOP	397388	RECONCILED	11/9/2021		195.00
21980	ACCOUNTS_PAYABLE	11/5/2021	G & L SUPPLY CO	96450	RECONCILED	11/10/2021		257.42
21981	ACCOUNTS_PAYABLE	11/5/2021	HARCOURT OUTLINES, INC	396715	RECONCILED	11/9/2021		100.00
21982	ACCOUNTS_PAYABLE	11/5/2021	Lifer, Larry	396800	RECONCILED	11/10/2021		281.25
21983	ACCOUNTS_PAYABLE	11/5/2021	MOUNT VERNON	197765	RECONCILED	11/18/2021		111.00
21984	ACCOUNTS_PAYABLE	11/5/2021	NCOCC	205075	RECONCILED	11/16/2021		7,980.00
21985	ACCOUNTS_PAYABLE	11/5/2021	NORTH CENTRAL STATE COLLEGE	131289	RECONCILED	11/10/2021		2,385.63
21986	ACCOUNTS_PAYABLE	11/5/2021	OHIO HEALTH CONSORTIUM INC.	131307	RECONCILED	11/10/2021		46.00
21987	ACCOUNTS_PAYABLE	11/5/2021	FAIRHAVEN CAFETERIA, RCAS	396882	RECONCILED	11/23/2021		72.00
21988	ACCOUNTS_PAYABLE	11/5/2021	RIVER EDUCATION SERVICES LLC	131397	RECONCILED	11/12/2021		14,210.00
21989	ACCOUNTS_PAYABLE	11/5/2021	KELCEY FIFE	232265	RECONCILED	11/8/2021		900.00
21990	ACCOUNTS_PAYABLE	11/5/2021	SCHOOL SPECIALTY	238220	RECONCILED	11/22/2021		115.93

Start Date: 11/01/2021

End Date: 11/30/2021

LUCAS LOCAL SCHOOL DISTRICT MONTHLY CHECK REGISTER

Check Number	Type	Date	Name	Vendor #	Status	Reconcile Date	Void Date	Amount
21991	ACCOUNTS_PAYABLE	11/5/2021	SPIRE ADVERTISING	256557	RECONCILED	11/22/2021		\$ 1,900.00
21992	ACCOUNTS_PAYABLE	11/5/2021	STANTONS SHEET MUSIC	257255	RECONCILED	11/10/2021		43.25
21993	ACCOUNTS_PAYABLE	11/5/2021	SUNBELT RENTALS INC	203200	RECONCILED	11/10/2021		516.97
21994	ACCOUNTS_PAYABLE	11/5/2021	T A C	266500	RECONCILED	11/23/2021		42.44
21995	ACCOUNTS_PAYABLE	11/5/2021	TEAM SPORTS INC	131372	RECONCILED	11/10/2021		70.00
21996	ACCOUNTS_PAYABLE	11/5/2021	VILLAGE OF LUCAS	276380	RECONCILED	11/9/2021		9,343.09
21997	ACCOUNTS_PAYABLE	11/5/2021	WINSOR LEARNING, INC	292262	RECONCILED	11/12/2021		1,504.50
21998	ACCOUNTS_PAYABLE	11/5/2021	WYNFORD HIGH SCHOOL	295625	RECONCILED	11/24/2021		565.02
21999	REFUND	11/11/2021	PIONEER CAREER &	212145	VOID		11/11/2021	503.00
22000	REFUND	11/12/2021	PIONEER CAREER &	212145	RECONCILED	11/16/2021		1,505.00
22001	ACCOUNTS_PAYABLE	11/16/2021	ALFRED NICKLES BAKERY	204500	RECONCILED	11/22/2021		203.35
22002	ACCOUNTS_PAYABLE	11/16/2021	BUCKEYE CENTRAL FFA	36800	OUTSTANDING			935.53
22003	ACCOUNTS_PAYABLE	11/16/2021	CAMP, WAYNE	307900	RECONCILED	11/18/2021		88.68
22004	ACCOUNTS_PAYABLE	11/16/2021	CARDINAL BUS SALES	396769	RECONCILED	11/22/2021		865.73
22005	ACCOUNTS_PAYABLE	11/16/2021	CASE, KARI	304700	RECONCILED	11/19/2021		134.39
22006	ACCOUNTS_PAYABLE	11/16/2021	CINTAS CORPORATION #003	131183	RECONCILED	11/23/2021		88.14
22007	ACCOUNTS_PAYABLE	11/16/2021	COLUMBIA GAS	55990	RECONCILED	11/22/2021		746.92
22008	ACCOUNTS_PAYABLE	11/16/2021	EJ THERAPY INC	396559	RECONCILED	11/26/2021		7,589.75
22009	ACCOUNTS_PAYABLE	11/16/2021	GARMANN-MILLER & ASSOC.	131538	RECONCILED	11/23/2021		1,319.00
22010	ACCOUNTS_PAYABLE	11/16/2021	GORDON FOOD SERVICE	105225	RECONCILED	11/23/2021		6,935.06
22011	ACCOUNTS_PAYABLE	11/16/2021	HARCOURT OUTLINES, INC	396715	RECONCILED	11/23/2021		274.10
22012	ACCOUNTS_PAYABLE	11/16/2021	JOSTEN'S INC	141560	RECONCILED	11/22/2021		800.25
22013	ACCOUNTS_PAYABLE	11/16/2021	KBZ ELECTRIC INC	142050	OUTSTANDING			293.76
22014	ACCOUNTS_PAYABLE	11/16/2021	KIMBALL MIDWEST	397105	RECONCILED	11/22/2021		82.94
22015	ACCOUNTS_PAYABLE	11/16/2021	McGRAW-HILL SCHOOL EDUCATION	396662	RECONCILED	11/22/2021		4,385.73
22016	ACCOUNTS_PAYABLE	11/16/2021	OASBO	396932	RECONCILED	11/23/2021		100.00
22017	ACCOUNTS_PAYABLE	11/16/2021	OHIO PROGRAM SOLUTIONS LLC	207897	RECONCILED	11/22/2021		220.00
22018	ACCOUNTS_PAYABLE	11/16/2021	PETERS, KALIAL & MARKAKIS	183088	RECONCILED	11/19/2021		1,767.00
22019	ACCOUNTS_PAYABLE	11/16/2021	PRO TUFF DECALS	131290	OUTSTANDING			425.10
22020	ACCOUNTS_PAYABLE	11/16/2021	RICHLAND COUNTY	229025	RECONCILED	11/23/2021		360.00
22021	ACCOUNTS_PAYABLE	11/16/2021	RIGHTWAY FOOD SERVICE	397070	RECONCILED	11/24/2021		3,866.55
22022	ACCOUNTS_PAYABLE	11/16/2021	RIVER EDUCATION SERVICES LLC	131397	RECONCILED	11/24/2021		6,525.00
22023	ACCOUNTS_PAYABLE	11/16/2021	SCHOOL SPECIALTY	238220	OUTSTANDING			1,334.45
22024	ACCOUNTS_PAYABLE	11/16/2021	SKELTONS INC	251140	RECONCILED	11/22/2021		40.90
22025	ACCOUNTS_PAYABLE	11/16/2021	SMITHFOODS INC	252305	RECONCILED	11/24/2021		1,579.48
22026	ACCOUNTS_PAYABLE	11/16/2021	SPIRE ADVERTISING	256557	RECONCILED	11/22/2021		425.00
22027	ACCOUNTS_PAYABLE	11/16/2021	TEACHER PAY TEACHER	268082	OUTSTANDING			255.47
22028	ACCOUNTS_PAYABLE	11/22/2021	ARNOLD, AMITY	131636	OUTSTANDING			24.00
22029	ACCOUNTS_PAYABLE	11/22/2021	OALSS	11040	OUTSTANDING			170.00

Start Date: 11/01/2021

End Date: 11/30/2021

LUCAS LOCAL SCHOOL DISTRICT MONTHLY CHECK REGISTER

Check Number	Type	Date	Name	Vendor #	Status	Reconcile Date	Void Date	Amount
22030	ACCOUNTS_PAYABLE	11/22/2021	D & W AUTO GLASS INC	64375	OUTSTANDING			\$ 50.00
22031	ACCOUNTS_PAYABLE	11/22/2021	FOLLETT SCHOOL SOLUTIONS INC.	91875	RECONCILED	11/29/2021		631.18
22032	ACCOUNTS_PAYABLE	11/22/2021	HICKORY LANE WELDING LTD	120295	OUTSTANDING			356.00
22033	ACCOUNTS_PAYABLE	11/22/2021	COMDOC, INC.	178795	RECONCILED	11/30/2021		496.38
22034	ACCOUNTS_PAYABLE	11/22/2021	MONGOLD, KELLY	357600	RECONCILED	11/29/2021		261.22
22035	ACCOUNTS_PAYABLE	11/22/2021	NORTH CENTRAL STATE COLLEGE	131289	OUTSTANDING			200.99
22036	ACCOUNTS_PAYABLE	11/22/2021	O M E A	206375	RECONCILED	11/30/2021		145.00
22037	ACCOUNTS_PAYABLE	11/22/2021	RICHLAND COUNTY	229025	RECONCILED	11/30/2021		1,360.00
22038	ACCOUNTS_PAYABLE	11/22/2021	RICHLAND SOURCE	231040	OUTSTANDING			99.00
22039	ACCOUNTS_PAYABLE	11/22/2021	ROUTE 39 DESIGNS	232265	RECONCILED	11/23/2021		870.00
22040	ACCOUNTS_PAYABLE	11/22/2021	SCHOLASTIC IN	235995	RECONCILED	11/29/2021		3,389.62
22041	ACCOUNTS_PAYABLE	11/22/2021	TIFFANY SHAFER	327542	RECONCILED	11/24/2021		455.00
22042	ACCOUNTS_PAYABLE	11/22/2021	T A C	266500	RECONCILED	11/30/2021		169.81
22043	ACCOUNTS_PAYABLE	11/22/2021	TEAM SPORTS INC	131372	RECONCILED	11/30/2021		1,028.00
22044	ACCOUNTS_PAYABLE	11/22/2021	TRUCK SALES & SERVICE, INC.	116090	RECONCILED	11/29/2021		288.14
22045	ACCOUNTS_PAYABLE	11/22/2021	DAWN M FRAYER DBA	272925	RECONCILED	11/29/2021		1,157.00
22046	ACCOUNTS_PAYABLE	11/26/2021	STARK COUNTY COG	397268	VOID		11/26/2021	55,534.43
22047	ACCOUNTS_PAYABLE	11/26/2021	STARK COUNTY COG	397268	OUTSTANDING			55,534.42
22048	ACCOUNTS_PAYABLE	11/30/2021	ABSOLUTE PEST CONTROL	131381	OUTSTANDING			498.00
22049	ACCOUNTS_PAYABLE	11/30/2021	OALSS	11040	VOID		11/30/2021	325.00
22050	ACCOUNTS_PAYABLE	11/30/2021	CDW-G	396372	OUTSTANDING			657.42
22051	ACCOUNTS_PAYABLE	11/30/2021	DAKTRONICS INC.	131109	OUTSTANDING			725.00
22052	ACCOUNTS_PAYABLE	11/30/2021	FAMILY LIFE COUNSELING &	131589	OUTSTANDING			7,500.00
22053	ACCOUNTS_PAYABLE	11/30/2021	G & L SUPPLY CO	96450	OUTSTANDING			1,124.63
22054	ACCOUNTS_PAYABLE	11/30/2021	GRAINGER INC	105375	OUTSTANDING			826.83
22055	ACCOUNTS_PAYABLE	11/30/2021	JOSTENS	141530	OUTSTANDING			374.45
22056	ACCOUNTS_PAYABLE	11/30/2021	KIMBALL MIDWEST	397105	OUTSTANDING			155.60
22057	ACCOUNTS_PAYABLE	11/30/2021	MID OHIO TROPHY & AWARDS	189750	OUTSTANDING			33.00
22058	ACCOUNTS_PAYABLE	11/30/2021	MONROE TOWNSHIP	195950	OUTSTANDING			1,500.00
22059	ACCOUNTS_PAYABLE	11/30/2021	NATIONAL OUTDOOR FURNITURE, INC	202602	OUTSTANDING			5,681.70
22060	ACCOUNTS_PAYABLE	11/30/2021	OSBA	206425	OUTSTANDING			1,975.00
22061	ACCOUNTS_PAYABLE	11/30/2021	PIONEER CAREER &	212145	OUTSTANDING			15.00
22062	ACCOUNTS_PAYABLE	11/30/2021	QUILL CORPORATION	218550	OUTSTANDING			33.61
22063	ACCOUNTS_PAYABLE	11/30/2021	ROUTE 39 DESIGNS	232265	OUTSTANDING			650.00
22064	ACCOUNTS_PAYABLE	11/30/2021	SHARE CORPORATION	131593	OUTSTANDING			613.05
22065	ACCOUNTS_PAYABLE	11/30/2021	TEACHER'S CURRICULUM INSTITUTE	397412	OUTSTANDING			5,194.00
22066	ACCOUNTS_PAYABLE	11/30/2021	B A S A	11040	OUTSTANDING			325.00
22067	ACCOUNTS_PAYABLE	11/30/2021	SCHOOL SPECIALTY	238220	OUTSTANDING			54.32

Grand**\$ 602,739.60**

LUCAS LOCAL SCHOOL DISTRICT
Monthly Summary of Revenues by Fund

Fund	Description	FYTD Receivable	FYTD Actual Receipts	MTD Actual Receipts	FYTD Balance Receivable	FYTD Percent Receivable
001	GENERAL	\$ 7,744,179.49	\$ 3,501,834.14	\$ 387,105.92	\$ 4,242,345.35	45.22 %
003	PERMANENT IMPROVEMENT	0.00	0.00	0.00	0.00	0.00
006	FOOD SERVICE	200,573.00	83,086.75	32,784.45	117,486.25	41.42
007	SPECIAL TRUST	47.00	57.62	51.80	(10.62)	122.60
008	ENDOWMENT	3,555.00	11.59	2.60	3,543.41	0.33
018	PUBLIC SCHOOL SUPPORT	21,583.00	2,096.24	444.40	19,486.76	9.71
019	OTHER GRANT	47,717.00	17,289.19	6,350.79	30,427.81	36.23
020	SPECIAL ENTERPRISE FUND	251.84	0.00	0.00	251.84	0.00
070	CAPITAL PROJECTS	75,000.00	0.00	0.00	75,000.00	0.00
200	STUDENT MANAGED ACTIVITY	17,775.00	9,465.10	3,087.19	8,309.90	53.25
300	DISTRICT MANAGED ACTIVITY	85,830.00	58,394.71	16,589.79	27,435.29	68.04
451	DATA COMMUNICATION FUND	5,400.00	2,700.00	2,700.00	2,700.00	50.00
467	Student Wellness and Success Fund	107,632.80	0.00	0.00	107,632.80	0.00
499	MISCELLANEOUS STATE GRANT FUND	0.00	0.00	0.00	0.00	0.00
507	ELEMENTARY AND SECONDARY SCHOOL EMERGENCY RELIEF FUND	331,563.89	0.00	0.00	331,563.89	0.00
508	GOVERNOR'S EMERGENCY EDUCATION RELIEF FUND	0.00	0.00	0.00	0.00	0.00
510	CORONA VIRUS RELIEF FUND	0.00	10,799.82	0.00	(10,799.82)	0.00
516	IDEA PART B GRANTS	117,724.65	33,412.54	13,980.87	84,312.11	28.38
572	TITLE I DISADVANTAGED CHILDREN	81,902.87	15,600.39	7,419.01	66,302.48	19.05
584	TITLE IV, PART A STUDENT SUPP AND ACADEMIC ENRICH	10,000.00	0.00	0.00	10,000.00	0.00
587	IDEA PRESCHOOL-HANDICAPPED	2,255.45	4,538.69	0.00	(2,283.24)	201.23
590	IMPROVING TEACHER QUALITY	16,737.40	6,699.84	2,673.51	10,037.56	40.03
599	MISCELLANEOUS FED. GRANT FUND	35,598.00	33,487.50	0.00	2,110.50	94.07
Grand Total		\$ 8,905,326.39	\$ 3,779,474.12	\$ 473,190.33	\$ 5,125,852.27	

LUCAS LOCAL SCHOOL DISTRICT

Spending Plan Summary

ODE Line Number	Monthly Estimate	Monthly Actual	Monthly Difference	FYTEstimate	FYTDActual	FYTDDifference
01.010 General Property (Real Estate)	\$ 15.00	\$ 0.00	\$ (15.00)	\$ 779,719.00	\$ 742,677.04	\$ (37,041.96)
01.020 Tangible Personal Property Tax	92,944.00	0.00	(92,944.00)	1,096,626.00	1,126,530.02	29,904.02
01.030 Income Tax	0.00	0.00	0.00	0.00	0.00	0.00
01.035 Unrestricted Grants-in-Aid	211,717.00	228,096.88	16,379.88	1,072,590.00	1,099,104.95	26,514.95
01.040 Restricted Grants-in-Aid	2,542.00	5,810.48	3,268.48	11,896.00	19,644.33	7,748.33
01.045 Restricted Federal Grants-in-Aid - SFSF	0.00	0.00	0.00	0.00	0.00	0.00
01.050 Property Tax Allocation	34,022.00	150,447.49	116,425.49	147,661.00	156,866.63	9,205.63
01.060 All Other Operating Revenue	111,680.00	2,751.07	(108,928.93)	361,249.00	314,950.93	(46,298.07)
01.070 Total Revenue	452,920.00	387,105.92	(65,814.08)	3,469,741.00	3,459,773.90	(9,967.10)
02.010 Proceeds from Sale of Notes	0.00	0.00	0.00	0.00	0.00	0.00
02.020 State Emergency Loans & Advancements (Approved)	0.00	0.00	0.00	0.00	0.00	0.00
02.040 Operating Transfers-In	0.00	0.00	0.00	0.00	0.00	0.00
02.050 Advances-In	0.00	0.00	0.00	0.00	17,742.69	17,742.69
02.060 All Other Financial Sources	0.00	0.00	0.00	0.00	24,317.55	24,317.55
02.070 Total Other Financing Sources	0.00	0.00	0.00	0.00	42,060.24	42,060.24
02.080 Total Revenues and Other Financing Sources	452,920.00	387,105.92	(65,814.08)	3,469,741.00	3,501,834.14	32,093.14
03.010 Personal Services	259,639.00	268,035.19	8,396.19	1,574,321.00	1,415,149.58	(159,171.42)
03.020 Employees' Retirement/Insurance Benefits	108,123.00	106,057.00	(2,066.00)	508,112.00	562,294.62	54,182.62
03.030 Purchased Services	103,450.00	68,105.08	(35,344.92)	675,276.00	429,194.56	(246,081.44)
03.040 Supplies and Materials	44,732.00	38,565.23	(6,166.77)	221,487.00	204,415.09	(17,071.91)
03.050 Capital Outlay	18,993.00	0.00	(18,993.00)	137,389.00	26,263.25	(111,125.75)
03.060 Intergovernmental	0.00	0.00	0.00	0.00	0.00	0.00
04.010 Debt Service: All Principal (Historical)	0.00	0.00	0.00	0.00	0.00	0.00
04.020 Debt Service: Principal-Notes	0.00	0.00	0.00	0.00	0.00	0.00
04.030 Debt Service: Principal - State Loans	9,326.00	0.00	(9,326.00)	50,021.00	0.00	(50,021.00)
04.040 Debt Service: Principal - State Advancements	0.00	0.00	0.00	0.00	0.00	0.00
04.050 Debt Service: Principal - HB 264 Loans	0.00	0.00	0.00	0.00	37,000.00	37,000.00
04.055 Debt Service: Principal - Other	0.00	0.00	0.00	0.00	0.00	0.00
04.060 Debt Service: Interest and Fiscal Charges	0.00	0.00	0.00	0.00	4,578.75	4,578.75
04.300 Other Objects	0.00	420.38	420.38	0.00	39,157.17	39,157.17
04.500 Total Expenditures	544,263.00	481,182.88	(63,080.12)	3,166,606.00	2,718,053.02	(448,552.98)
05.010 Operational Transfers - Out	0.00	0.00	0.00	0.00	0.00	0.00
05.020 Advances - Out	0.00	0.00	0.00	0.00	0.00	0.00
05.030 All Other Financing Uses	0.00	0.00	0.00	0.00	0.00	0.00
05.040 Total Other Financing Uses	0.00	0.00	0.00	0.00	0.00	0.00
05.050 Total Expenditure and Other Financing Uses	544,263.00	481,182.88	(63,080.12)	3,166,606.00	2,718,053.02	(448,552.98)
06.010 Excess Rev & Oth Financing Sources over(under) Exp & Oth F	(91,343.00)	(94,076.96)	(2,733.96)	303,135.00	783,781.12	480,646.12
07.010 Cash Balance-July1 -Excluding Proposed Renew/Replace & New	0.00	11,474,172.40	11,474,172.40	0.00	10,596,314.32	10,596,314.32
07.020 Cash Balance June 30	(91,343.00)	11,380,095.44	11,471,438.44	303,135.00	11,380,095.44	11,076,960.44
08.010 Estimated Encumbrances June 30	0.00	959,007.12	959,007.12	0.00	959,007.12	959,007.12